

RIETER



2009 Orders Received & Sales

January 29, 2010

Urs Leinhäuser, Chief Financial Officer

RIETER

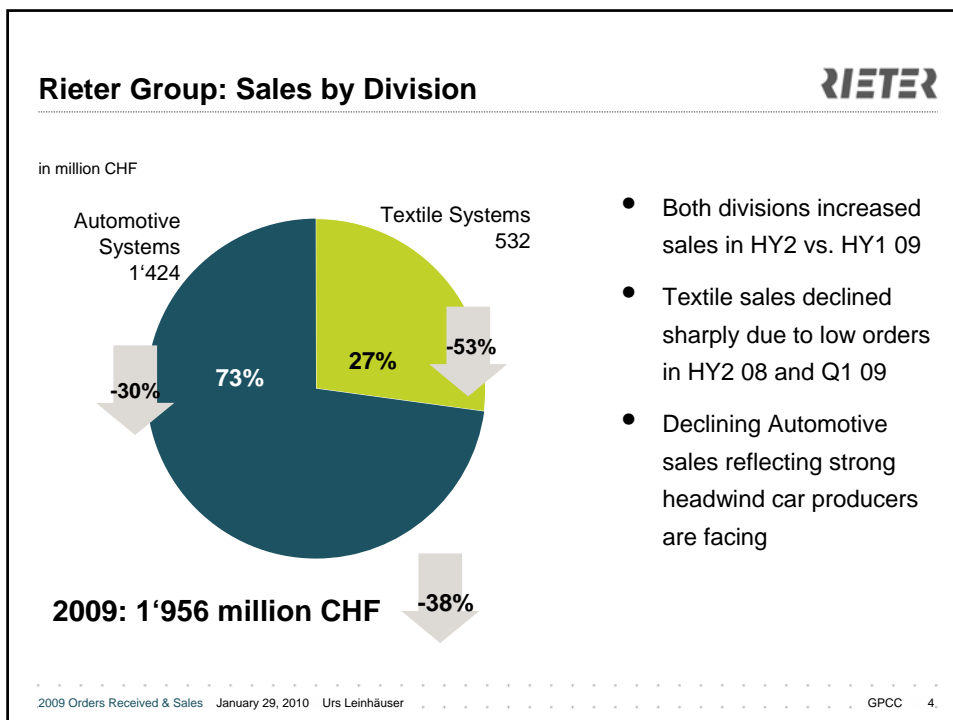
2009 Orders Received & Sales

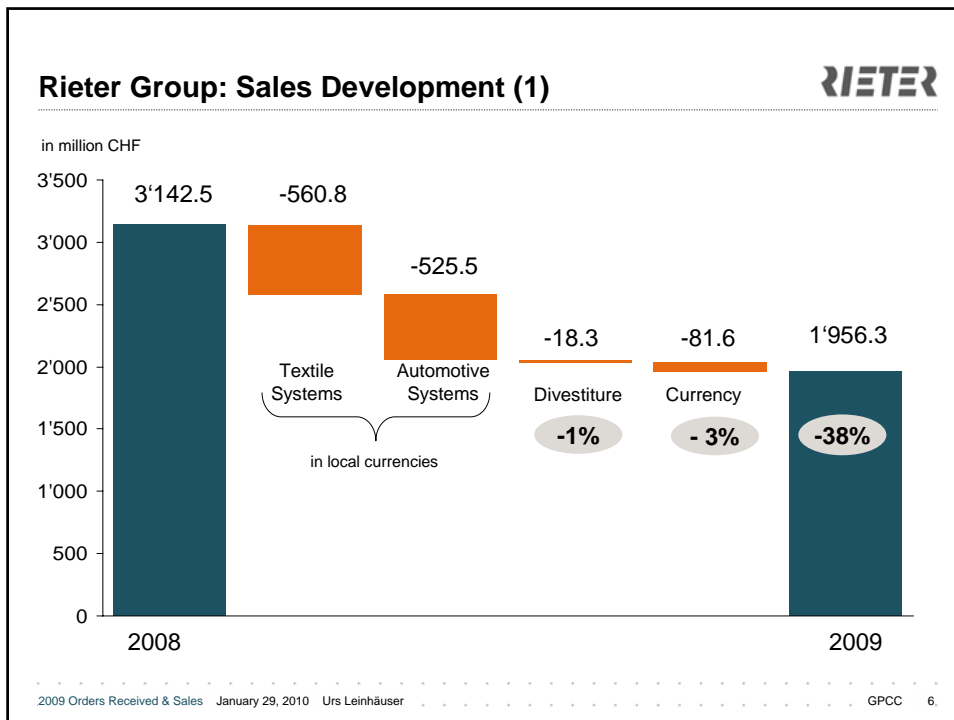
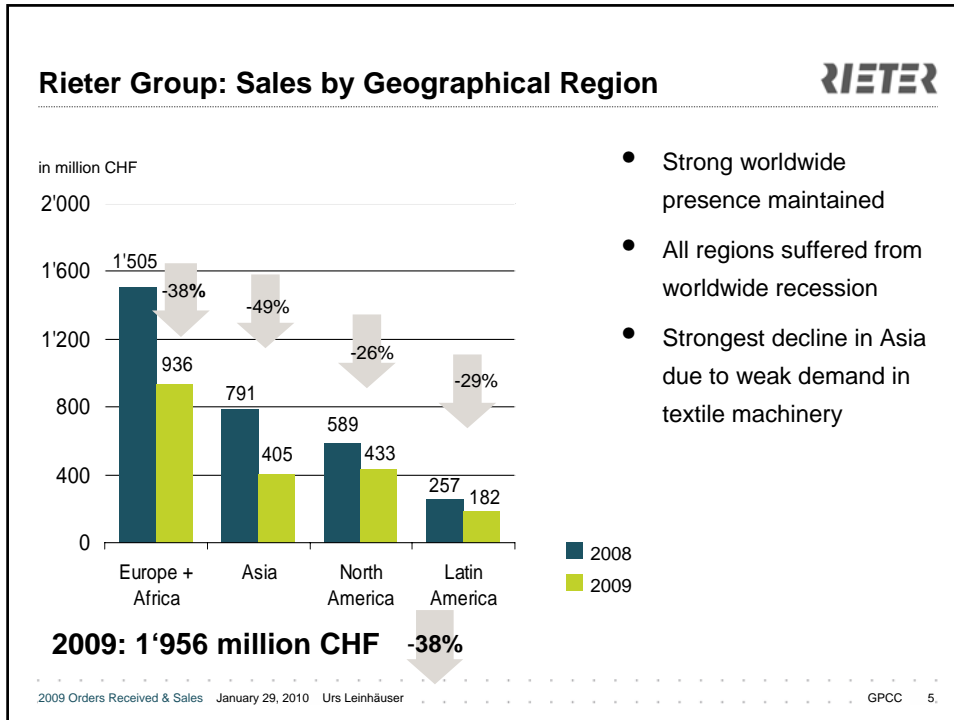
- **Between 2007 and the business year 2009 the Rieter Group had to absorb a drastic slump in sales revenues amounting to 1 973.8 million CHF, equivalent to a decline of some 50%, as a result of the global economic crisis.**
- **In the second semester of 2009 the markets in both the textile and the automotive division slightly recovered.**
- **For the full year 2009 orders received declined by 21% in local currencies. In CHF orders of 1 935.1 million CHF were 24% lower than in the previous year.**
- **In HY2 2009 Group orders received were 30% higher than in HY1 and Textile Systems orders were 69% higher.**
- **Group sales dropped by 35% in local currencies. In CHF sales of 1 956.3 million were 38% lower than in the previous year.**
- **In HY2 2009 Group sales increased by 17% to 1 056.5 million CHF compared to HY1 (899.8 Mio CHF).**

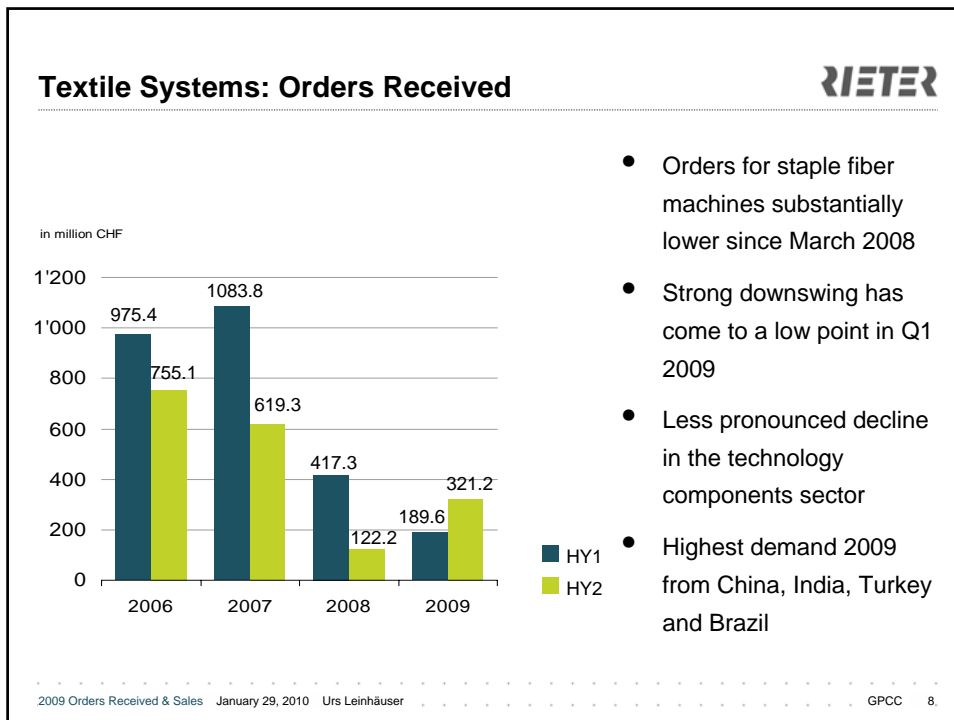
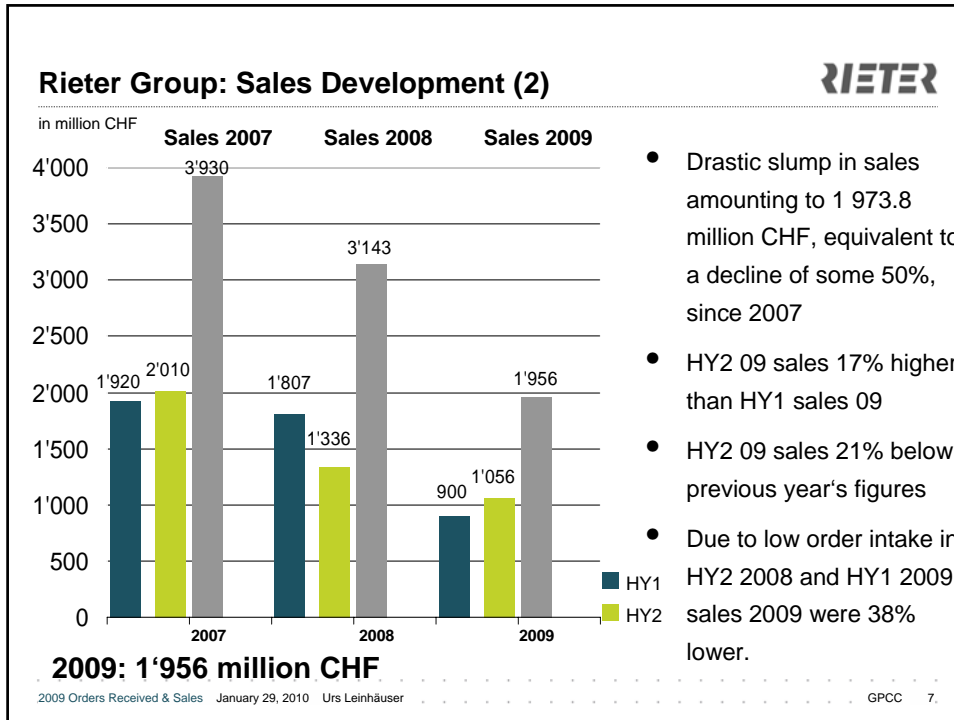
2009 Orders Received & Sales January 29, 2010 Urs Leinhäuser GPC 2

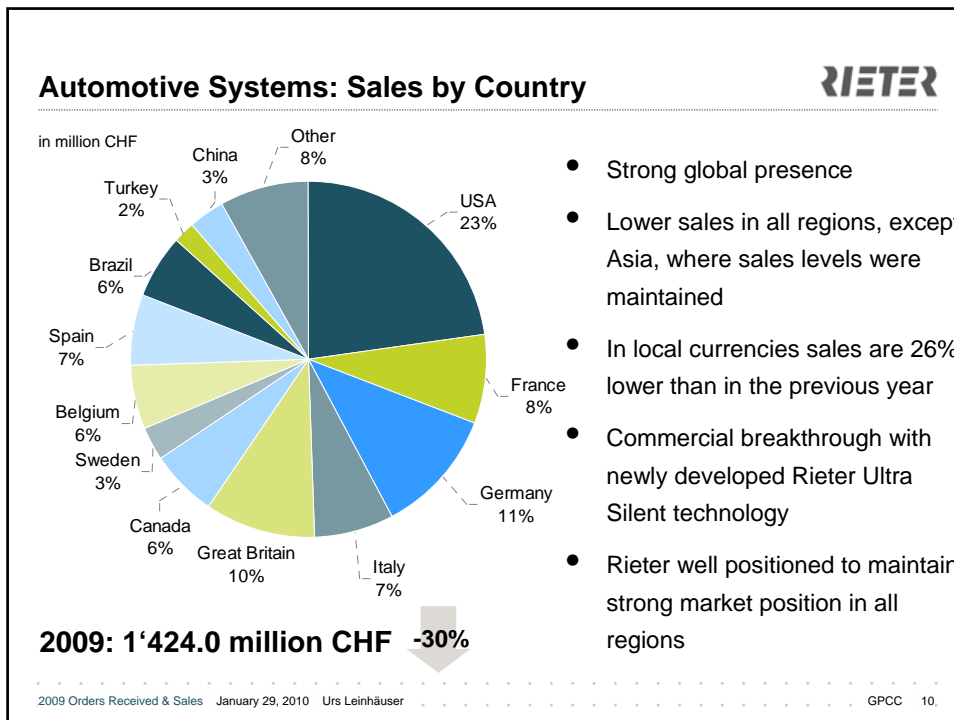
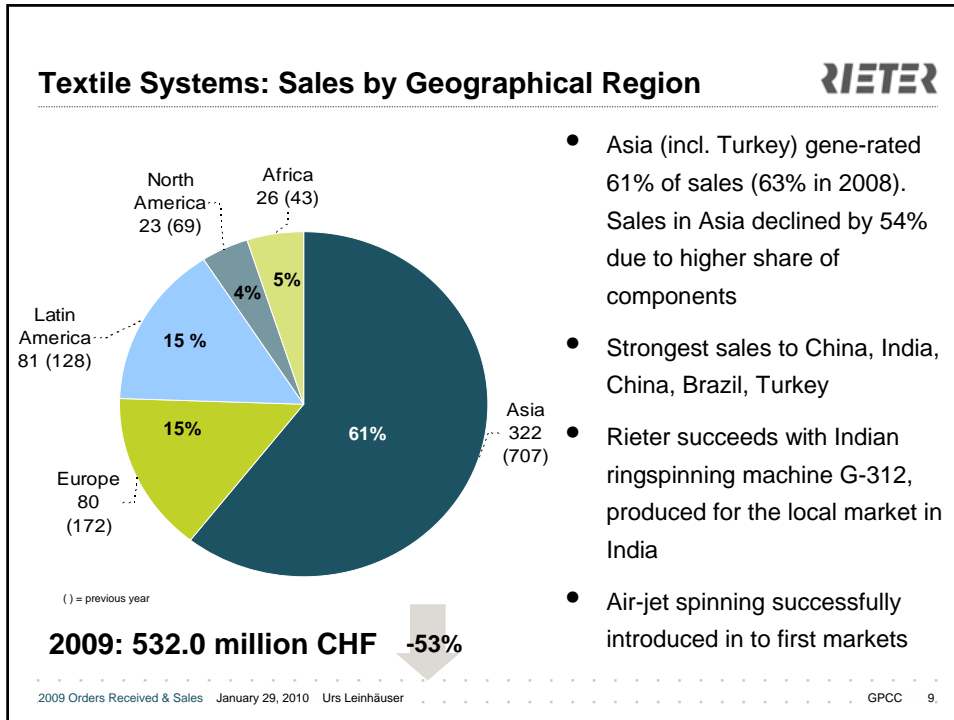
Table of Contents		RIETER
Rieter Group: Sales by Division	Page	4
Rieter Group: Sales by Geographical Region	Page	5
Rieter Group: Sales Development (1)	Page	6
Rieter Group: Sales Development (2)	Page	7
Textile Systems: Orders Received	Page	8
Textile Systems: Sales by Geographical Region	Page	9
Automotive Systems: Sales by Country	Page	10
Global Light Vehicle Production (2009 vs. 2008)	Page	11
Outlook for 2009 Results	Page	12
Key Data per Share	Page	13
Disclaimer	Page	14

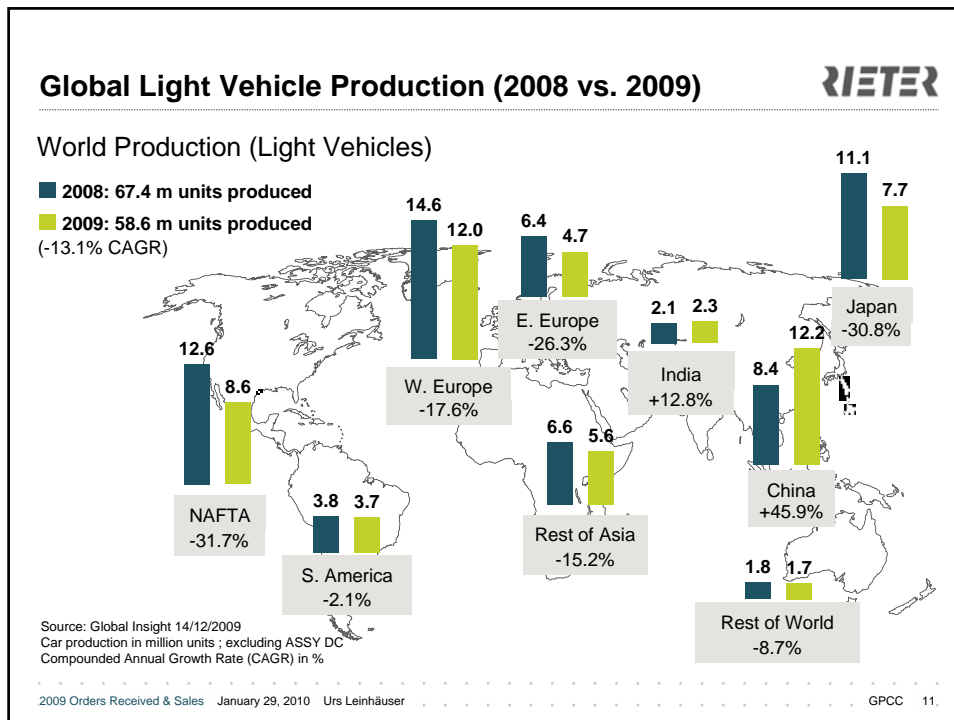
2009 Orders Received & Sales January 29, 2010 Urs Leinhäuser GPCC 3











Outlook for 2009 results RIETER

- Rieter managed to reduce losses in HY2 compared to HY1 2009. Due to the rigorous implementation of the restructuring and cost-adjustment program (announced in Aug. 08) and the slightly higher volumes in HY2 2009
- Both divisions contributed to this improvement
- Rieter had a positive net liquidity at the year-end.
- The restructuring measures will be continued consistently in 2010 and the majority of them will be concluded in the current year.

The Rieter Group's final results for 2009 will be published at the annual results conference scheduled for March 23, 2010, in Winterthur.

2009 Orders Received & Sales January 29, 2010 Urs Leinhäuser GPCC 12.

Key Data per Share



Rieter registered shares of 5 CHF nominal value Bloomberg: RIEN; Reuters: RITZn	31.12.2009	30.6.2009	31.12.2008
Shares outstanding excl. own shares (end of period)	4'644'735	4'648'107	3'806'313
Average shares (of period)	4'392'808	4'175'783	3'822'929
Share price (high/low) CHF	270/95	200/95	505/151
Market capitalization (end of period) million CHF	1'085	846	651

2009 Orders Received & Sales January 29, 2010 Urs Leinhäuser

GPCC 13.

Disclaimer



Rieter is making great efforts to include accurate and up-to-date information in this document, however we make no representations or warranties, expressed or implied, as to the accuracy or completeness of the information provided in this document and we disclaim any liability whatsoever for the use of it.

The information provided in this document is not intended nor may be construed as an offer or solicitation for the purchase or disposal, trading or any transaction in any Rieter securities. Investors must not rely on this information for investment decisions.

All statements in this report which do not reflect historical facts are statements related to the future which offer no guarantee with regard to future performance; they are subject to risks and uncertainties including, but not limited to, future global economic conditions, exchange rates, legal provisions, market conditions, activities by competitors and other factors outside the company's control. The 2009 figures have not yet been audited.

2009 Orders Received & Sales January 29, 2010 Urs Leinhäuser

GPCC 14.